

# delice

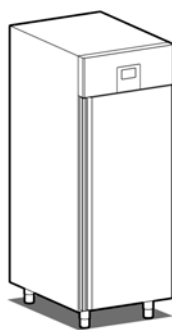
## Pastry refrigerated and freezer cabinets



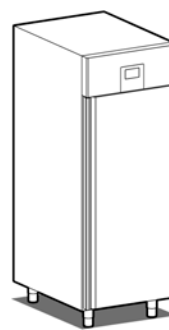
The DELICE cabinets can accommodate trays measuring 60x40 or 60x80 cm and in the pastry version they are equipped with 20 pairs of runners for trays support. Made entirely in stainless steel, by respecting the highest possible quality standards, they feature 75 mm thick insulation produced by injecting HCFC-free polyurethane resins, with utmost respect for the environment.

They have a radial bottom to enable optimum hygiene and easy cleaning, and a slot-in easy replaceable magnetic seal. The temperature is controlled by an easy-to-read and programming electronic panel that enables the maximum precision of any working cycle.

Supplied with "energy save" function.



80  
60




80  
60

## TECHNICAL DATA:

Insulation thickness	mm
External dimensions (WxDxH)	mm
Capacity	lt
Doors	nr
Trays capacity	nr
Equipment (pair of runners)	nr
Rack with trays pitch (74 positions)	mm
Electronic control	
Refrigeration type	
Temperature	°C
Defrosting type	
Condensate water elimination	
Max absorbed power *	W
Refrigeration power	W
Gas	
Input voltage	
Climatic class	

	ARP/40	ARP/40B
Insulation thickness	75	75
External dimensions (WxDxH)	790x1080x2140	790x1080x2140
Capacity	900	900
Doors	1	1
Trays capacity	20 600x800	20 600x800
Equipment (pair of runners)	20	20
Rack with trays pitch (74 positions)	16,5	16,5
Electronic control	touch control	touch control
Refrigeration type	indirect/soft ventilated	indirect/soft ventilated
Temperature	-2/+8	-22/-10
Defrosting type	automatic by hot gas	automatic by hot gas
Condensate water elimination	automatic	automatic
Max absorbed power *	715	1200
Refrigeration power	1005*	920**
Gas	R290	R290
Input voltage	1x230V/50Hz	1x230V/50Hz
Climatic class	5	5

\*Evap. -10°C cond. +45°C / \*\*ASHRAE (Evap. -23,3°C cond. +54,4°C)



S/s rack for runners, 74 positions



Touch control board

## ACCESSORIES AND SURCHARGES ON REQUEST:



Pair of runners for cm 60x80 tray



Rilsan cm 60x80 shelf  
S/s cm 60x80 shelf



S/s cm 60x80x2h tray



Toughened glass door with internal LED light (surcharge)



Set of Ø 100 castors



Prearranged version with valve system (deduction)

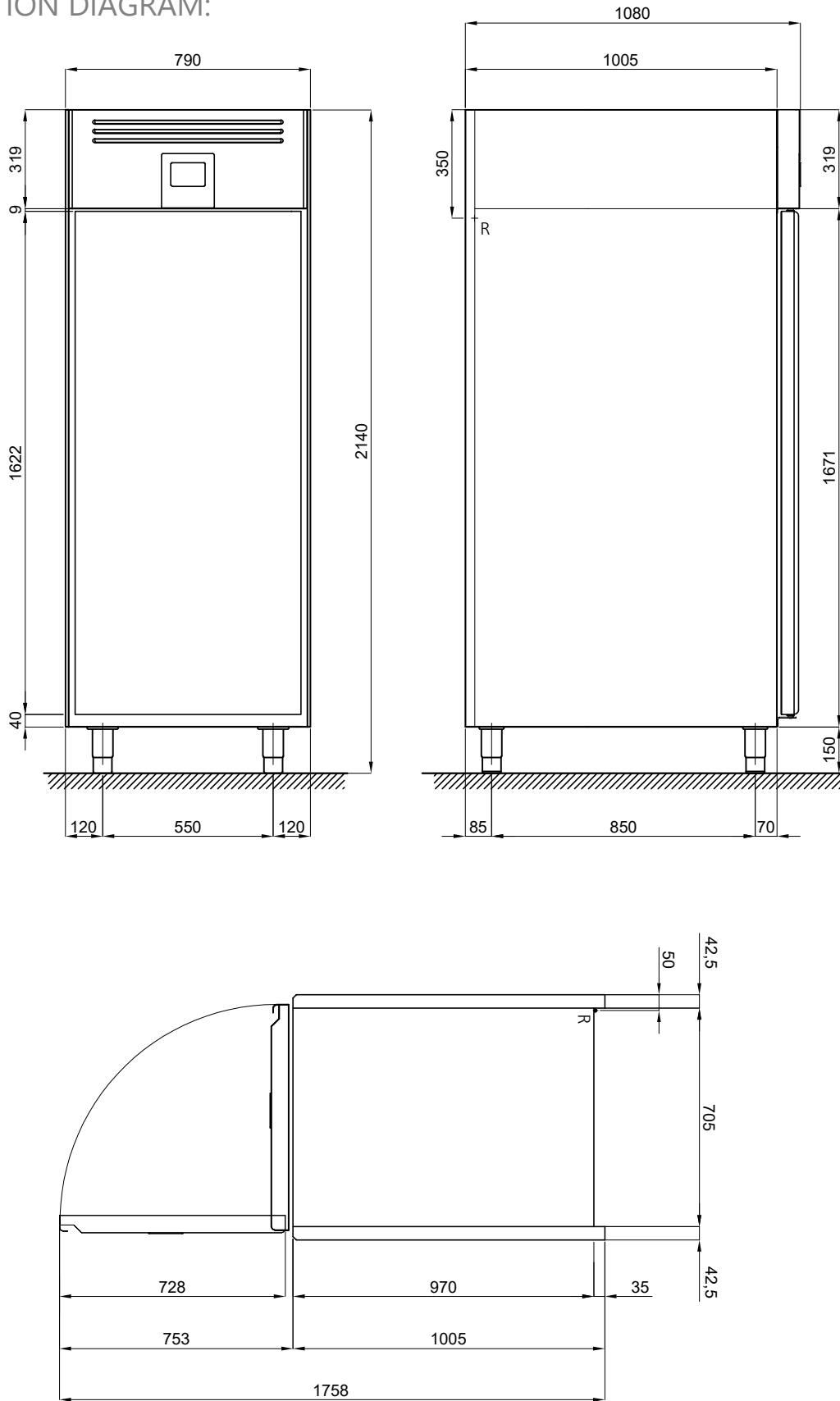


Wi-Fi supervising system (surcharge)



60Hz frequency

INSTALLATION DIAGRAM:



(R) ELECTRICITY SUPPLY : 230 V ~1 - 50HZ  
Wire length 2 mt ( \* SHUKO plug)