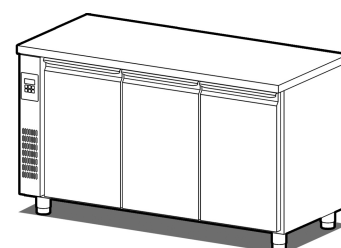
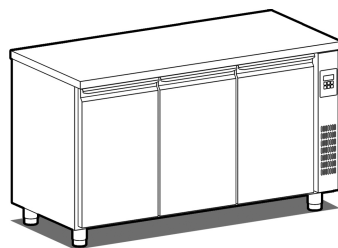


# atlas plus

## GN 1/1 Prearranged refrigerated counters H 760 Depth 700



The refrigerated and freezer counters ATLAS PLUS are designed and manufactured to satisfy the needs of the client who want the best for his/her kitchen! Thanks to the body structure of 760 mm high, ATLAS PLUS counters have a storage capacity of 18% higher than normal refrigerated tables and have been specially designed to be installed on plinth, without feet. The cooling systems guarantee maximum performance even in the most critical work situations, doors and drawers have finishings with welded edges, automatic defrosting by electric heating elements. They are available in 1, 2, 3 or 4 doors, with the possibility of installing drawer units with 2 or 3 drawers and technical compartment on the right or on the left side. Accessories provided: no. 2 GN 1/1 shelves each door. Stainless steel worktops 10/10 thickness or with backsplash.



### TECHNICAL DATA:

		THND/150		THNS/150	
Body	mm	760		760	
External dimensions, without work top THND(S)/.S (WxDxH)	mm	1530x690x860		1530x690x860	
External dimensions, with normal s/s work top THND(S)/...			1540x700x900		1540x700x900
External dimensions, with work top with rear riser THND(S)/...A					1540x700x1000
Capacity	lt	420		420	
Technical compartment position		right		left	
Doors	nr	3		3	
Evaporators	nr	1		1	
Equipment (GN 1/1 shelves)	nr	6 GN 1/1		6 GN 1/1	
Control panel		digital control by back panel		digital control by back panel	
Cooling system		ventilated		ventilated	
Temperature	°C	-2/+8		-2/+8	
Defrosting system		automatic by heating elements		automatic by heating elements	
Condensate water elimination		-		-	
Max absorbed power *	W	290		290	
Cooling power *	W	390		390	
Valve system		R134a gas		R134a gas	
Input voltage		1x230V/50Hz		1x230V/50Hz	
Climatic class		5		5	

\*Evap. -10°C cond. +45°C



Internal detail



Back panel control board

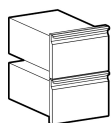


Drawer detail

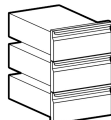


Detail of s/s worktop edge

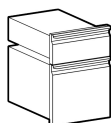
## ACCESSORIES AND SURCHARGES ON REQUEST:



**CRH/2** Refrigerated drawer unit with 2 1/2 drawers (surcharge)



**CRH/3** Refrigerated drawer unit with 3 1/3 drawers (surcharge)



**CRH/4** Refrigerated drawer unit with 2 1/3+2/3 drawers (surcharge)



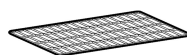
**SPH/01** Self-locking key for counters door (surcharge)



**PVH/01** Glass door for refrigerated counter H 760 with led light included (surcharge)



Pair of runners for GN 1/1 shelf



GN 1/1 shelf

GN 1/1 s/s shelf



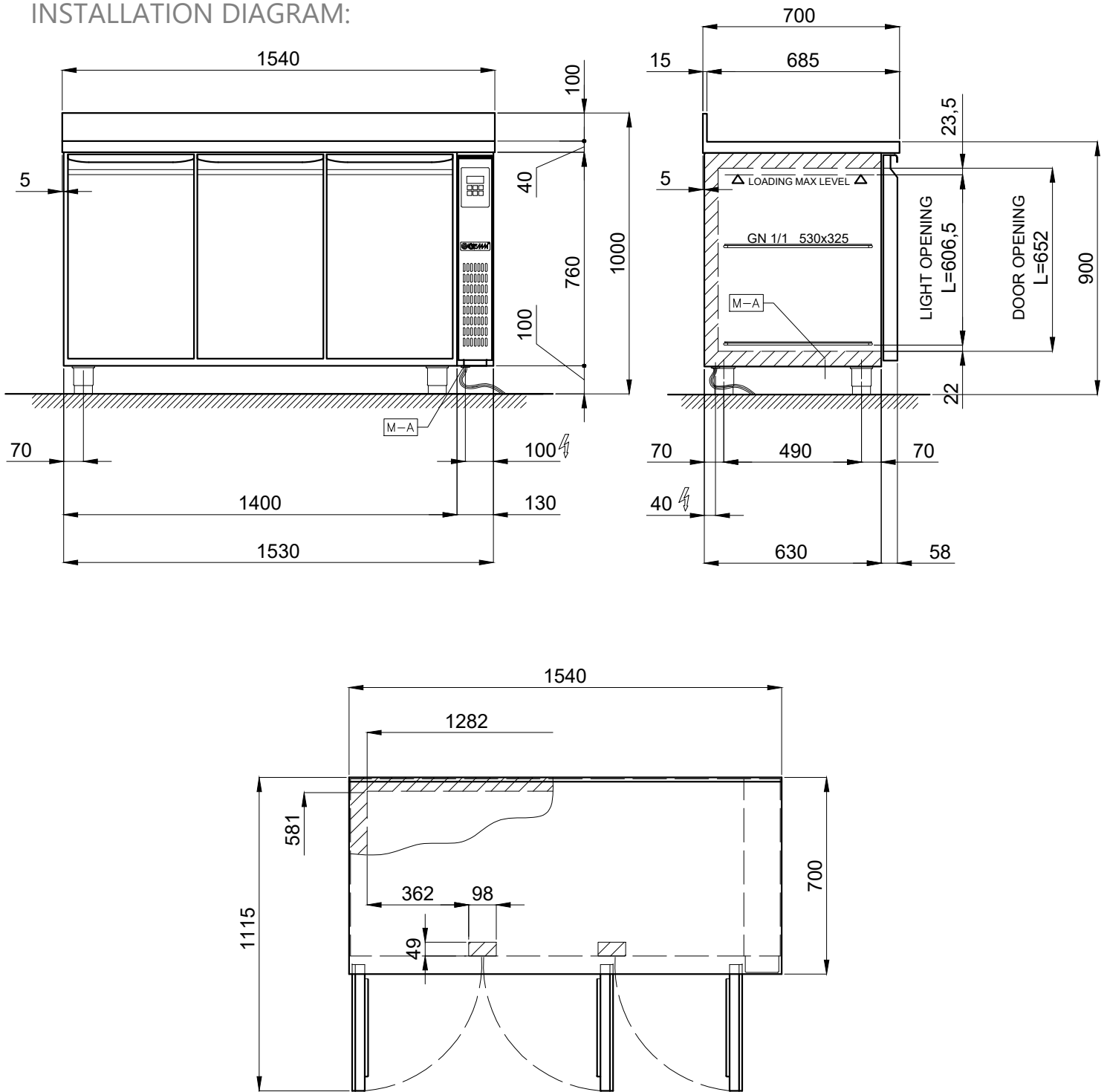
Set of Ø 125 castors



Wi-Fi supervising system (surcharge)

60Hz Voltage

INSTALLATION DIAGRAM:



INPUT VOLTAGE : 230 V ~ 1 - 50Hz (\* SHUKO plug) - Wire lenght 2 mt

GROSS CAPACITY : 420lt - NET CAPACITY : 300lt

**A** SUCTION LINE Ø 8 ÷ Ø 10

**M** LIQUID LINE Ø 6