



# atlas plus

## GN 1/1 Refrigerated counters – H 760 Depth 700



The new range of "ATLAS PLUS" refrigerated tables is designed and manufactured to satisfy the needs of the client who want the best for his/her kitchen! Thanks to the body structure of 760 mm high, ATLAS PLUS refrigerated counters have a storage capacity of 18% higher than normal refrigerated tables and have been specially designed to be installed on plinth, without feet. The cooling systems guarantee maximum performance even in the most critical work situations, doors and drawers have finishings with welded edges, automatic defrosting by electric heating elements and a device for the automatic elimination of condensate water. They are available in 1, 2, 3 or 4 doors, with the possibility of installing drawer units with 2 or 3 drawers and technical compartment on the right or on the left side. Accessories provided: no. 2 GN 1/1 shelves each door. Stainless steel worktops 10/10 thickness or with backsplash.



### TECHNICAL DATA:

		THD/090		THS/090	
Body	mm	760		760	
External dimensions, without work top THD/..S (WxDxH)	mm	900x690x860		900x690x860	
External dimensions, with normal s/s work top THD(S)/...			900x700x900		900x700x900
External dimensions, with work top with rear riser THD(S)/...A			900x700x1000		900x700x1000
Capacity	lt	140		140	
Technical compartment position		right		left	
Doors	nr	1		1	
Evaporators	nr	1		1	
Equipment (GN 1/1 shelves)	nr	2 GN 1/1		2 GN 1/1	
Control panel		digital control by back panel		digital control by back panel	
Cooling system		ventilated		ventilated	
Temperature	°C	-2/+8		-2/+8	
Defrosting system		automatic by heating elements		automatic by heating elements	
Condensate water elimination		automatic		automatic	
Max absorbed power *	W	215		215	
Cooling power *	W	405		405	
Gas		R290		R290	
Input voltage		1x230V/50Hz		1x230V/50Hz	
Climatic class		5		5	

\*Evap. -10°C cond. +45°C



Internal detail



Back panel control board

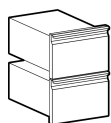


Drawer detail

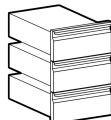


Detail of s/s worktop edge

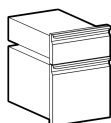
## ACCESSORIES AND SURCHARGES ON REQUEST:



**CRH/2** Refrigerated drawer unit with 2 1/2 drawers (surcharge)



**CRH/3** Refrigerated drawer unit with 3 1/3 drawers (surcharge)



**CRH/4** Refrigerated drawer unit with 2 1/3+2/3 drawers (surcharge)



**SPH/01** Self-locking key for counters door (surcharge)



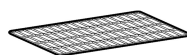
**PVH/01** Glass door for refrigerated counter 600/700 depth with led light included (surcharge)



Pair of runners for GN 1/1 shelf

GN 1/1 shelf

GN 1/1 s/s shelf



Set of Ø 125 castors



Wi-Fi supervising system (surcharge)



60Hz Voltage

INSTALLATION DIAGRAM:

