

## new smart

### GN Pizza Counters



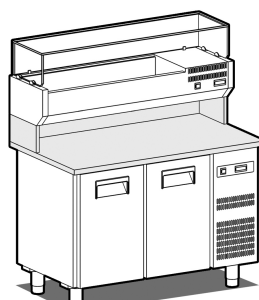
The GEMM pizzeria counters are projected to satisfy all the markets needs and they are equipped with condensing units specially dimensioned to guarantee the perfect conservation of the pizza balls.

The NEW SMART series is a range of pizza counters for pizzeria and fast-food, with reduced overall dimensions.

The NEW SMART counters for pizzeria stand out in particular for the refrigerated base with GN 1/1 gastronorm sizes, granite work top with 16 cm high rear risers and refrigerated display cabinet with independent condensing unit equipped with straight glass shelf.

GN containers not included.

#### TECHNICAL DATA:



#### SMR/12

|  |    |               |
|--|----|---------------|
| External dimensions (WxDxH)                | mm | 1250x720x1500 |
| Capacity                                   | lt | 230           |
| Standard fitting (shelves)                 | nr | 2 GN 1/1      |
| Containers capacity of display cabinet     | nr | 5 GN 1/3      |
| Max absorbed power*                        | W  | 200 + 155     |
| Refrigerated power*                        | W  | 362 + 280     |
| Chamber internal temperature               | °C | +2/+8         |
| Refr. display cabinet internal temperature | °C | +2/+8         |
| Gas  |    | R290          |
| Input voltage                              |    | 1x230V-50Hz   |
| Climatic class                             |    | 5             |


\*Evap. -10°C cond. +45°C



ACCESSORIES AND OVERPRICES ON REQUEST:



Pair of runners for GN 1/1 racks



GN 1/1 rack



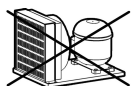
GN 1/1 plastic pizza container



Castor Ø 125 mm



Self-locking castor Ø 125 mm



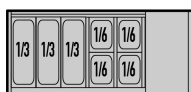
Prearranged version with valve system (deduction)



Wi-Fi supervising system (surcharge)

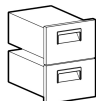


60Hz frequency



KIT/12

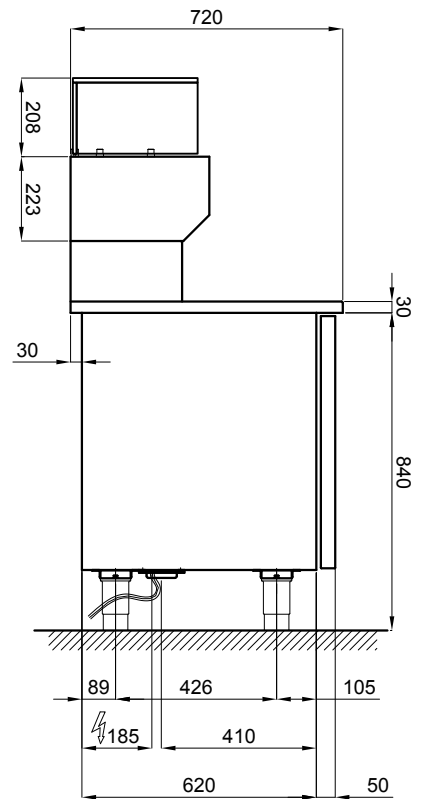
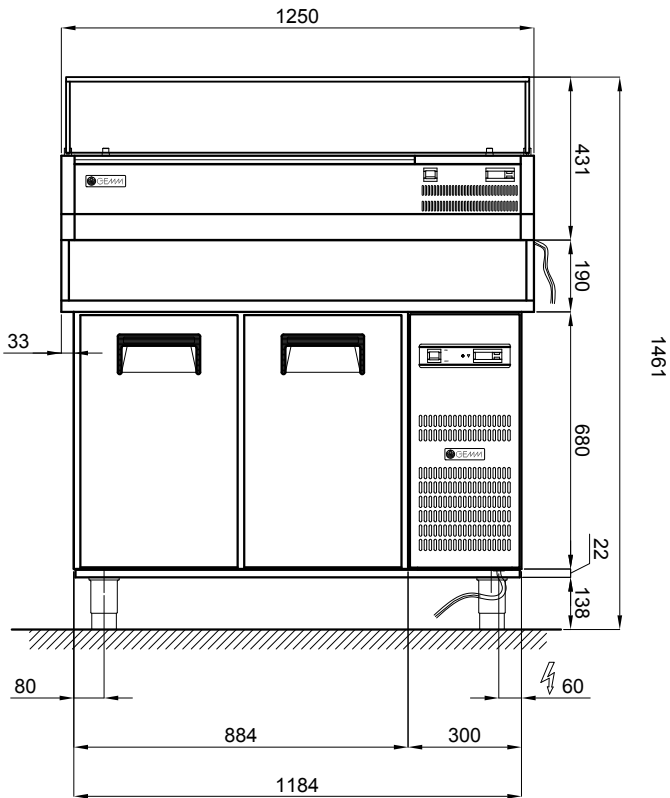
Kit of trays with lids for SMR/12



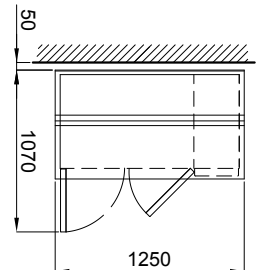
CRE/2


Refrigerated drawer unit with 2 1/2 drawers (overprice)


INSTALLATION DIAGRAM:



DOORS SIZE  
SCALE 1 : 50



 INPUT VOLTAGE : 230 V ~ 1 - 50Hz ( \*SHUKO plug) - Wire length 1.5 mt

 INPUT VOLTAGE : 230 V ~ 1 - 50Hz ( \*SHUKO plug) - Wire length 2 mt